

Online Manuscript Submission Guide



Enviro Research Publishers

ISO 9001:2015

www.enviropublishers.com



INSTRUCTIONS TO AUTHORS

JOIN OUR TEAM OF REVIEWERS

ONLINE SUBMISSION

PEER REVIEW FLOW

PLAGIARISM POLICY

PUBLICATION ETHICS AND MALPRACTICE STATEMENT

REVIEW GUIDELINES

REVIEWERS LIST

- Click on online submission from submission dropdown menu.

CURRENT ISSUE



Author Login

Reviewer Login

[Author & reviewer](#)

Twitter icon

LinkedIn icon

Google+ icon

BLOG

Useful Information for Authors

JOURNAL INDEXED IN

There are two options to submit your manuscript.

Option 1 (Recommended)

- » *Faster Processing*
- » *Submission & Revision*
- » *Track your submission*
- » *Promote your paper*

User Login

Keep Me Signed In

Login >

Forgot your password? [click here](#)

New user? [Create new account](#)

Option No 1

- Detailed submission.
- Faster processing time.
- Manuscript tracking.

Option 2 (Not Recommended)

- » *Slow Processing*
- » *Manual Submission & Revision*
- » *No Tracking*

Submit Manuscript

Note: Please Mention 3 reviewer in your manuscript document

Corresponding Author Name

Corresponding Email

Corresponding Contact Number

Manuscript


Choose File No file chosen

Copyright

Choose File No file chosen

Copyright

I'm not a robot



Submit

Option No 2

- Shorter submission process.
- Slow processing time.
- Manuscript tracking available after few days.

Online Submission – Option Number 1

Online Submission

Option 1 (Recommended)

- » *Faster Processing*
- » *Submission & Revision*
- » *Track your submission*
- » *Promote your paper*

User Login

 Keep Me Signed In

Forgot your password? [click here](#)

New user? [Create new account](#)

- Registered user log in.
- Registered Authors skip the create new account.
- Your username is the email used while registering .

New Authors create a new account .

Registration

Register Here

Author

Reviewer

Title

First name *

Middle name

Last name *

Username * Required
Use Your Email Id for Username

Password * Required

Password Confirm * Required
The password should be 8 character in length

Educational qualifications

Institution Name*

Department

- Complete the form.
- Marked (*) fields are required.

Institution Address *

City*

Pincode*


State

Country*

Area of Expertise* required

Area of Experties separated by semicolon

Mobile *

Captcha I'm not a robot  [Privacy - Terms](#)

(Please input your Mobile number and separate each one with a semicolon if you have more than one. The total length should be fewer than 150 characters)

Author dashboard

The dashboard features a progress bar at the top with seven stages: Submitted, Editorial Check, Under Review, Review Complete, Editor Approval, Accepted/Rejected, and Published. A legend indicates that a green dot represents 'Accepted' and a red dot represents 'Rejected'. Below the progress bar, there are three main action buttons: 'Submit New Article (0)' in blue, 'Incomplete Submissions (0)' in orange, and 'Submissions Needing Revision(1)' in red. A 'Track Manuscript' section on the right includes a text input field for 'Enter Manuscript Id'. A note at the bottom of the left panel says 'More Action on left menu bar'.

- Click here to submit your new article.

- Click here to continue with your incomplete submission.
- If your are a new author ignore this button.

- Click here to see the submission needing revision.
- If your are a new author ignore this button.

New Submission

Frequently Ask Question?

1. Select Article Type
2. Enter Title
3. Add/Edit/Remove Author
4. Submit Abstract
5. Enter Keywords
6. Reviewer Option
7. Suggest Reviewers
8. Attach Files
9. Submit Manuscript

Please Follow the instructions below to submit your article

To submit your manuscript to this journal, you need to complete all submission steps

The [Guide for Authors](#) lists the journal's requirements.

You may also view the [Tutorial for Authors](#) for help with each submission step.

Please make sure that copyright form is complete before filling the form

Please [click](#) here to download the Copyright Form.



Before Final Submission you can edit the form.

Pre-Submission

- Download the Copyright form.
- Make sure the copyright form is signed by all the Author(s).

Step 1

Please Select an Article Type

Selecting an Article Type is Required for Submission.

Choose Article Type *

Next



Title of paper:

A review on Advanced Oxidation processes for Effective Saline.

Name(s) of all author(s):

Saniya Khan, Ali Fawoqui, Kehkasha Khan.

Name, address, Email and Mobile no. of Corresponding Author:

Saniya Khan, House no-5, Near Star Marriage Garden, Gujarat India.

Email: sampl@mail@gmail.com Mobile: 9999444231

- The author(s) reserve(s) all proprietary rights such as patent rights and the right to use all or part of the article in future works of their own such as lectures, press releases, and reviews of textbooks. In the case of republication of the whole, part, or parts thereof, in periodicals or reprint publications by a third party, written permission must be obtained from the Editor-in-Chief of Current World Environment Journal.
- I hereby declare that the material being presented by me in this paper is our original work, and does not contain or include material taken from other copyrighted sources. Wherever such material has been included, it has been clearly indented or/and identified by quotation marks and due and proper acknowledgements given by citing the source at appropriate places.
- The paper, the final version of which I enclose, is not substantially the same as any that I/we have already published elsewhere.
- I/we have not sent the paper or any paper substantially the same as the enclosed one, for publication anywhere else.
- Furthermore, the author may only post his/her version provided acknowledgement is given to the original source of publication and a link is inserted to the published article on Current World Environment Journal website.
- The article and this submission form identify all co-authors who have substantially contributed in research and preparation of the manuscript and therefore who may have intellectual property claims to the content, and each author's contribution to this work has been identified in the Acknowledgments section of the article.
- All authors have read and approved the manuscript as submitted and are prepared to take public responsibility for the work.
- The submitted/enclosed camera-ready paper is thoroughly proof read by me and in conformity with the instructions for authors communicated to me.

This form should be completed, signed by each author and attached at the time of submission of manuscript.

- Fill all the Author(s) Names.
- Corresponding Authors contact no.



9. Declaration of Conflict of Interest

Section I The author listed below have no affiliation or involvement in any organization with any financial interest such as honorarium, grants, membership, employment, ownership of stock or any other interest or non-financial interest such as personal or professional relation, affiliation and knowledge of the research topic.

Author names: Saniya Khan, Ali Fawoqui, Kehkasha Khan (there is no conflict of interest).

Section II The authors listed below have financial and non-financial interest in the research matter discussed in this manuscript. Please specify briefly the nature of conflict. You can attach a separate sheet if the space is not enough.

Author Names:	Details of the conflict(s) of interest:
<input type="text"/>	<input type="text"/>
<input type="text"/>	<input type="text"/>
<input type="text"/>	<input type="text"/>

- Mention the conflict of interest. (if any)



1.

Name: Saniya Khan Orcid id: XXXX-XXXX-XXXX-XXXX
 Date: 22 Feb-2018 (dd/mm/yyyy) Signature: Saniya

2.

Name: Ali Fawoqui Orcid id: 0000-XXXX-XXXX-XXXX
 Date: 22 Feb-2018 (dd/mm/yyyy) Signature: Ali

3.

Name: Kehkasha Khan Orcid id: 0000-XXXX-XXXX-XXXX
 Date: 22 Feb-2018 (dd/mm/yyyy) Signature: Kehkasha

- Fill the name and Signatures of all the author (mandatory).
- ORCID id must be provided.

Online Submission – New Submission – Step 1

- Article submission is a 9 step process.

- Article submission is a 9 step process.

New Submission

Frequently Ask Question?

1. **Select Article Type**
2. Enter Title
3. Add/Edit/Remove Author
4. Submit Abstract
5. Enter Keywords
6. Reviewer Option
7. Suggest Reviewers
8. Attach Files
9. Submit Manuscript

Please Follow the instructions below to submit your article

To submit your manuscript to this journal, you need to complete all submission steps and approve the PDF that the system creates. Please note that submissions that have not been completed will be removed after 90 days. [More]

The [Guide for Authors](#) lists the journal's requirements. To read the [Guide for Authors](#), click the link in the banner at the top of each page.

You may also view the [Tutorial for Authors](#) for help with each submission step.

Before Final Submission you can edit the form.

For further help with this submission step, please visit our [online support site](#).

Step 1

Please Select an Article Type

Selecting an Article Type is Required for Submission.

Choose Article Type *

None

Next

Step 1

- Select the article type from drop down menu.
- Click the next button to proceed to step 2.

- The submission process has 9 steps.
- Submission can be completed in multiple sessions.
- Author can click on incomplete submission to finish the submission process.
- The system will save the information entered, so authors can resume from steps they have left.

The system shows the steps completed and the current step in red colour.

New Submission

Frequently Ask Question?

1. Select Article Type ✓
2. Enter Title
3. Add/Edit/Remove Author
4. Submit Abstract
5. Enter Keywords
6. Reviewer Option
7. Suggest Reviewers
8. Attach Files
9. Submit Manuscript

Step 2

Please Enter The Full Title of Your Submission

Entering a Full Title is Required for Submission

Please enter only the title of your manuscript below. Additional comments may be entered at a later step.

For further help with this submission step, please visit our [online support site](#).

Full Title

Previous

Next

Step 2

- Fill the complete title.
- Click Next button to proceed.

Step 3

- The registered author becomes the first author.
- If there is single author, click next to proceed.
- If there is more authors, fill the author details and click add more authors one by one.

New Submission

Frequently Ask Question?

1. Select Article Type ✓
2. Enter Title ✓
3. Add/Edit/Remove Author
4. Submit Abstract
5. Enter Keywords
6. Reviewer Option
7. Suggest Reviewers
8. Attach Files
9. Submit Manuscript

- Fields marked (*) are required.

Step 3

Authors

Correspond	Order	First Name	Middle Name	Last Name	E-mail Address
<input checked="" type="radio"/>		Syed	Azam	Husain	sazamhusain@yahoo.com

- To add more author fill the form and click on add author button
- When all the authors are added, check the table above to mark corresponding author.
- Click Next button to go to next step

First Name*	<input type="text"/>
Middle Name	<input type="text"/>
Last Name*	<input type="text"/>
Affiliation*	<input type="text"/>
E-mail Address*	<input type="text"/>

Add Author

Previous

Next

Home
Profile
NEW SUBMISSION
Submit New Manuscript
Incomplete Submissions (0)
MANUSCRIPT STATUS
Track Manuscript
Submissions Needing Revision (0)
Rejected Manuscript (0)
COMPLETED
Published Articles (0)
All Article (0)
AUTHOR
Logout

New Submission
Frequently Ask Question?
1. Select Article Type ✓
2. Enter Title ✓
3. Add Author
4. Submit
5. Enter
6. Revi
7. Sugg
8. Attac
9. Sub

Step 3
Authors

Correspond	Order	First Name	Middle Name	Last Name	E-mail Address	Action
				Khan	ashikenviro123@gmail.com	<input type="checkbox"/> <input type="checkbox"/>


form and click on add author button
ded, check the table above to mark corresponding
next step

Dr

E-mail Address *

Add Author

Previous Next



Are you sure?

If you are single author, please click OK and proceed to next step. If you want to add more authors, Click cancel & add additional authors

Cancel OK

- Click Cancel if you want to add more authors.
- Click OK if you are a single author and then proceed to the next step.

New Submission

Frequently Ask Question?

1. Select Article Type ✓
2. Enter Title ✓ ✓
3. Add/Edit/Remove Author ✓
4. **Submit Abstract**
5. Enter Keywords
6. Reviewer Option
7. Suggest Reviewers
8. Attach Files
9. Submit Manuscript

Step 4

Submitting an Abstract is Required for Submission.

Enter the Abstract of your manuscript into the text box below.

If you edit your Abstract in the text box (for example to make it shorter), please copy and paste this version of your Abstract into your manuscript file.

The Abstract may be copied and pasted from a word processing program; however, some of the formatting will be lost.

Limit 350 words

Total word count: 0 words. Words left: 350

Previous

Next

- Fill the abstract
- Click next button to proceed

New Submission

Frequently Ask Question?

1. Select Article Type ✓
2. Enter Title ✓ ✓
3. Add/Edit/Remove Author ✓
4. Submit Abstract ✓
5. Enter Keywords
6. Reviewer Option
7. Suggest Reviewers
8. Attach Files
9. Submit Manuscript

Step 5

Please Enter the Following

Entering one or more Keywords is Required for Submission.

Keywords should be separated by semicolons, e.g. moulds; yeasts; pathogenesis.

Limit 10 Keywords

Total Keyword word count: 0 Keywords. Keywords left: 10

Previous

Next

- Fill the keywords
- Use semicolon(;) to separate the keywords
- Click Next to proceed

Online Submission – New Submission – Step 6

New Submission

Frequently Ask Question?

1. Select Article Type ✓
2. Enter Title ✓ ✓
3. Add/Edit/Remove Author ✓
4. Submit Abstract ✓
5. Enter Keywords ✓
6. Reviewer Option
7. Suggest Reviewers
8. Attach Files
9. Submit Manuscript

Step 6

Choose Reviewers Option

Oriental journal Of Physical Science uses double-blind review, in which the identity of both the reviewer and the author are unknown to each other. This ensures impartiality and helps every paper get an unbiased review.

Would you like to add reviewers (Recommended)?

Yes No

Previous

- Select Yes or No to add reviewers.
- If No is selected, skip next 2 slides and go to step 8.

Step 7

- Fill the reviewer details.
- 3 reviewers have to be added.
- The fields marked(*) are required.

- Click Add button to add next reviewer.
- Adding reviewers will help's to speed your process.

New Submission

Frequently Ask Question?

1. Select Article Type ✓
2. Enter Title ✓ ✓
3. Add/Edit/Remove Author ✓
4. Submit Abstract ✓
5. Enter Keywords ✓
6. Reviewer Option ✓
7. Suggest Reviewers
8. Attach Files
9. Submit Manuscript

Step 7

Suggest Reviewers

Please Enter 3 reviewers (Recommended).

Fill the form and click on add button

Click on Next button to go to next step

Reviewer 1

First Name*	<input type="text"/>
Middle Name	<input type="text"/>
Last Name*	<input type="text"/>
Position	<input type="text"/>
Department	<input type="text"/>
Institution	<input type="text"/>
E-mail Address*	<input type="text"/>
Specialization (Keywords)*	<input type="text"/>
	(Each Keyword Separated by Semicolon;)
	<input type="button" value="Add"/>

S no.	Name	department	E-mail Address	Action
-------	------	------------	----------------	--------

Step 7

- Thank you screen.

New Submission

- [Ask Question?](#)
1. Select Article Type ✓
 2. Enter Title ✓
 3. Add/Edit/Remove Author ✓
 4. Submit Abstract ✓
 5. Enter Keywords ✓
 6. Reviewer Option ✓
 7. Suggest Reviewers
 8. Attach Files
 9. Submit Manuscript

Step 7

Please Follow the instructions below to submit your article

Suggest Reviewers

Thank You for adding Reviewers

Previous

Next

S no.	Name	department	E-mail Address	Action
1	R1		R2@rr.in	 
2	R2		R2@rr.in	 
3	R3		r3@rr.in	 

- Click delete or Edit button to delete or edit the reviewers.
- Click the next button to proceed.

Online Submission – New Submission – Step 8

Step 8

Manuscript file

- Upload only in doc or docx format.

Step 8

Copyright form

- Copyright form should be signed by all authors.
- Upload only in pdf or jpg file format.

Step 8

- Upload progress bar.

Step 8

- Attached files.

Step 8

- Next button appears after successful file attachment.
- Click on next button to proceed.
- This is not the final step.

Step 8

When all Items have been attached, click Next at the bottom of the page.

Manuscript *	Choose File No file chosen (Upload only doc and docx file format)
Copyright Form *	Choose File No file chosen (Upload only pdf and jpeg file format)

Previous

Upload screen

Manuscript *	Choose File review.docx (Upload only doc and docx file format) 1505108646w.docx
Copyright Form *	Choose File Gitanja...ogo.jpg (Upload only pdf and jpeg file format)

Previous

Screen While uploading

Manuscript *	Choose File review.docx (Upload only doc and docx file format) 1505108646w.docx
Copyright Form *	Choose File Gitanja...ogo.jpg (Upload only pdf and jpeg file format)



Uploaded screen

Previous Next

Step 9

Preview Manuscript

Step 9

- This is the final step of submission.
- You can check and edit any field before submission.
- Next few slides will show how you can edit the fields.

Step 9

- Click on edit button.
- The fields will appear.
- Update the title or the type of article.
- Click on save to update the information.
- Click on cancel to come out of edit mode.

Article Type	Full Title
Research Article	Please enter only the title of your manuscript below. Additional comments may be entered at a later step

[Edit](#)

Article Type	Research Article
Full Title	Please enter only the title of your manuscript below. Additional comments may be e

Step 9

Authors

Corresponding	Order	First Name	Middle Name	Last Name	Affiliation	E-mail Address	Action
<input checked="" type="radio"/>	↑	First	FMauth	FLauth	Affiliation	sazamhusain@yahoo.com	
<input type="radio"/>	↑	Second	SMauth	SLauth	Affiliation	auth2@cc.vv	

Edit

First Name	Middle Name	Last Name	Affiliation	Email
<input type="text" value="First"/>	<input type="text" value="FMauth"/>	<input type="text" value="FLauth"/>	<input type="text" value="Affiliation"/>	<input type="text" value="sazamhusain@yal"/>
<input type="text" value="Second"/>	<input type="text" value="SMauth"/>	<input type="text" value="SLauth"/>	<input type="text" value="Affiliation"/>	<input type="text" value="auth2@cc.vv"/>

Step 9

- Click on edit button.
- Update the required fields and click on save.
- Click on add row button to add an author.
- Click on delete row button to remove and author.

Step 9

- Click on button to select corresponding author.

Step 9

- Click on arrow to change the order of authors.

Step 9

- Click on add row button to add a new author.

Step 9

- Click save button to update the info.
- Click cancel to quit this edit more.

Authors

Corresponding	Order	First Name	Middle Name	Last Name	Affiliation	E-mail Address	Action
<input checked="" type="radio"/>	↑	First	FMauth	FLauth	Affiliation	sazamhusain@yahoo.com	
<input type="radio"/>	↑	Second	SMauth	SLauth	Affiliation	auth2@cc.vv	

Edit

First Name	Middle Name	Last Name	Affiliation	Email
<input type="text" value="First"/>	<input type="text" value="FMauth"/>	<input type="text" value="FLauth"/>	<input type="text" value="Affiliation"/>	<input type="text" value="sazamhusain@yal"/>
<input type="text" value="Second"/>	<input type="text" value="SMauth"/>	<input type="text" value="SLauth"/>	<input type="text" value="Affiliation"/>	<input type="text" value="auth2@cc.vv"/>

Add Row

Save

Cancel

Delete Row

Step 9

- Click on delete row button to remove an author.

Step 9

- Edit the abstract section.

Abstract

If you edit your Abstract in the text box (for example to make it shorter), please copy and paste this version of your Abstract into your manuscript file.

Keywords

kw;nd

Edit

Step 9

- Edit the keyword if required.

Abstract

If you edit your Abstract in the text box (for example to make it shorter), please copy and paste this version of your Abstract into your manuscript file.

Keywords

kw;nd

Final
submission

Cancel

Step 9

- Click on save button to update the information.
- Click on cancel to quit the edit mode. Cancel

Manuscript Submission for CWE Inbox x



CWE

to me ▾

Dear Mr. **Author**.

Your manuscript "**Title**" in Current World Environment is submitted.

Your manuscript number for future use is **CWE/1069/2018**

The submitted manuscript will go through the initial editorial checks and detailed review processes.

Please check the article submission workflow by visiting this link.cwejournal.org

For any query feel free to contact us at info@cwejournal.org

Warm regards,
Editor, Current World Environment
cwejournal.org

- Author will receive an email on the registered email id for the successful submission of the manuscript.
- Author may track the manuscript by using this id from author dashboard.

Author dashboard after the submission of manuscript

Home

Profile

NEW SUBMISSION

Submit New Manuscript

Incomplete Submissions (0)

MANUSCRIPT STATUS

Track Manuscript

Submissions Needing Revision (0)

Submitted Manuscript (0)

COMPLETED

Published Articles (0)

All Article (0)

AUTHOR

Most Recent Article Status: CWE/1072/2018

Submitted

Editorial Check

Under Review

Review Complete

Editor Approval

Accepted

Rejected

Accepted/Rejected

Published



Submit New Article

Incomplete Submissions (2)

Submissions Needing Revision(2)

Track Manuscript

Enter Manuscript Id


List All Submitted Articles

• Click here to continue the incomplete manuscript submission.

• Click here to track the manuscript needed revision.

• Click here to see all submitted manuscript.

• Type your manuscript number to know the current status of your manuscript.



Thank You

Address : 14 Green house prince colony, Shahjahanabad 462001
Bhopal, (M.P) India.

Mobile: +91-9826093932

Email: info@cwejournal.org